

Valence Quark PDFs of the Proton from Two-Current Correlations in Lattice QCD

Christian Zimmermann¹ and Andreas Schäfer²

¹*Aix Marseille Université, Université de Toulon, CNRS, CPT, Marseille, France**

²*Institute for Theoretical Physics, University of Regensburg, 93040 Regensburg, Germany†*
(Dated: May 14, 2024)

Following previous works on that topic, we consider Euclidean hadronic matrix elements in position space of two spatially separated local currents on the lattice, in order to extract the x -dependence of parton distribution functions (PDFs). The corresponding approach is often referred to by the term *lattice cross section (LCS)*. In this work we will consider valence quark PDFs of an unpolarized proton. We adapt the previously established formalism to our choice of operators. The calculation of the two-current matrix elements requires the evaluation of four-point functions. The corresponding calculation is carried out on a $n_f = 2 + 1$ gauge ensemble with lattice spacing $a = 0.0856$ fm and pseudoscalar masses $m_\pi = 355$ MeV, $m_K = 441$ MeV. The four-point functions have been evaluated in a previous project. The lattice data is converted to the $\overline{\text{MS}}$ -scheme at a scale $\mu = 2$ GeV and improved w.r.t. lattice artifacts. We use a common model as fit ansatz for the lattice data in order to extract the PDFs.

I. INTRODUCTION

Since decades, lattice calculations for quark PDFs have continuously improved, a development which is documented, e.g. by the Lattice, the PDFLattice and other series of conferences and summary articles. A somewhat accidental selection is given by [1–3]. The classical approach of accessing PDFs on the lattice is the calculation of Mellin moments. The main problem in this context is that due to operator mixing one can at most calculate the leading three or four moments of each PDF, while fits like, e.g., the Hera legacy fit use already 5 parameters per quark flavor. Thus, computations of Mellin moments on the lattice can improve phenomenological PDF fits but not replace them.

In the last decade, new methods for a direct access of the Bjorken- x -dependence on the lattice have been established. In particular, this includes the quasi-PDF approach in large momentum effective theory (LaMET) [4], the Ioffe-time approach (pseudo-PDFs) [5], or “OPE without OPE” [6]. Some further pioneering publications on the PDF x -dependence on the lattice are given by [7, 8].

Notice that, for all these methods, there are certain complications. For instance, LaMET [4] requires to take the limit of very large hadron momentum P_z but in practice, the rapid increase of the statistical uncertainty with P_z makes it difficult to reach clearly perturbative scales. This also shows up as large power corrections for small and large x which further complicate the task. Thus, it is probably best to combine the results of all established lattice methods with all phenomenological input. Over the last years, tremendous progress was made in obtaining relevant lattice results for all methods, far too much to give full credit to all investigations here. Therefore, we

only cite a few recent publications on PDFs (the topic of this paper) in which many earlier references can be found: [9–19]. An overview of all important approaches regarding the PDF x -dependence on the lattice containing some state-of-the-art results is given by [20].

The idea of a global analysis of the PDF lattice data motivates the introduction of the *lattice cross section (LCS)*. This term refers to matrix elements that can be calculated on the lattice with well-defined continuum limit and can be factorized in terms of PDFs and hard coefficients [21]. The latter is in analogy to the hadronic scattering tensor, which factorizes in terms PDFs and hard cross sections. For instance, quasi-PDFs are found to fulfill these conditions and, therefore, serve as LCS. Another class of suitable matrix elements is given by matrix elements of two spatially separated local quark currents [22]. Calculations using that approach have already been performed in the past for the pion [23, 24].

In the current work, we employ the LCS approach using two-current matrix elements to investigate valence quark PDFs for the unpolarized proton. The required matrix elements have been already generated in the context of our work on double parton distributions (DPDs) [25–28] using a CLS gauge ensemble. CLS ensembles have been already used by RQCD to calculate Mellin moments [29, 30] and full PDFs [17] using LaMET [31], thus allowing to combine both sets of results.

This paper is organized as follows: In Sec. II we review the relations between two-current matrix elements and parton distribution functions (PDFs) as a consequence of the operator product expansion (OPE) and adapt the formalism to our choice of operators. The two-current matrix elements are obtained by calculating four-point functions. The corresponding simulations, as well as improvements w.r.t. lattice artifacts, are described in Sec. III. Our lattice results, as well as the extraction of the PDFs themselves, are described in Sec. IV before we conclude in Sec. V.

* christian.zimmermann@univ-amu.fr

† andreas.schaefer@physik.uni-regensburg.de

II. MATRIX ELEMENTS AND PDFS

In this section, we want to recall the relations between two-current matrix elements and parton distribution functions (PDFs) following from the lattice cross section (LCS) approach, as first discussed by [21, 22]. We consider a Lorentz-scalar hadronic matrix element of a non-local operator product $\mathcal{O}_n(y)$, where y denotes the maximal distance between the involved fields:

$$\sigma_n^{(h)}(\omega, y^2) = \langle h(p) | T \{ \mathcal{O}_n(y) \} | h(p) \rangle, \quad (1)$$

where T denotes time ordering and $\omega = py$. According to the discussion in [21, 22], this kind of matrix element represent a suitable or "good" lattice cross section, if they can be consistently factorized in terms of PDFs and matching coefficients. Moreover, they need to be calculable on the lattice in Euclidean spacetime and have a well-defined continuum limit.

It has been shown in [21] that e.g. quasi-PDFs [4] represent a special class of LCSs in momentum space. Another class of suitable LCSs is given by matrix elements of two spatially separated quark currents:

$$\sigma_{ij,P}^{(h)}(\omega, y^2) := P_{\mu_1 \dots \mu_{n_i} \nu_1 \dots \nu_{n_j}} \times \langle h(p) | T \{ J_i^{\mu_1 \dots \mu_{n_i}}(y) J_j^{\nu_1 \dots \nu_{n_j}}(0) \} | h(p) \rangle \Big|_{y^0=0}, \quad (2)$$

with the local tensor-valued quark-currents $J_i^{\mu_1 \dots \mu_{n_i}}(y)$. These operators are understood to be renormalized in a suitable scheme. We use the Lorentz-tensor P to project on a scalar quantity, such that the l.h.s. depends only on the Lorentz-scalars $\omega = py$ and y^2 .

The product of the two operators in (2) can be expressed as a series of local operators by applying the operator product expansion (OPE). Keeping only leading twist contributions, we can identify the PDFs $f_a^h(x, \mu^2)$:

$$\sigma_{ij,P}^{(h)}(\omega, y^2) := \sum_a \int \frac{dx}{x} f_a^h(x, \mu^2) K_{ij,P}^a(x\omega, y^2, x^2, \mu^2) + \mathcal{O}(y^2 \Lambda_{\text{QCD}}^2), \quad (3)$$

where $K_{ij,P}^a(x\omega, y^2, x^2, \mu^2)$ are the so-called *matching coefficients*, which can be determined perturbatively.

It has been shown in [22] that (3) is valid for all ω and $y^2 p^2$, as long as y is indeed a short distance as required by the OPE. Corrections contribute at $\mathcal{O}(y^2 \Lambda_{\text{QCD}}^2)$. Notice that this makes a calculation in position space mandatory since it is the only way to guarantee that $y^2 \Lambda_{\text{QCD}}^2$ is in fact sufficiently small. A calculation in momentum space would always lead to contaminations from large distances y [23].

The coefficients K_{ij}^a in (3) only depend on the operators, i.e. they are independent of the external state. Hence, they can be determined by considering quark

states. At leading order of α_s , the PDF of a quark q is $f_a^q(x, \mu^2) = \delta_a^q \delta(1-x)$ and (2) becomes:

$$\sigma_{ij}^{(q)}(\omega, y^2) = K_{ij}^q(\omega, y^2, x^2, \mu^2) + \mathcal{O}(y^2 \Lambda_{\text{QCD}}^2), \quad (4)$$

where $\sigma^{(q)}$ is the matrix element w.r.t. an external quark, which can be evaluated perturbatively.

Throughout this work, we restrict ourselves to local vector and axial vector currents:

$$J_{i,qq'}^\mu(y) = \bar{q}(y) \Gamma_i^\mu q'(y), \quad (5)$$

where $\Gamma_i^\mu = \Gamma_V^\mu = \gamma^\mu$ or $\Gamma_i^\mu = \Gamma_A^\mu = \gamma^\mu \gamma_5$. The corresponding matching coefficients shall be determined in the following. To this end, we consider specifically the matrix elements:

$$M_{q,ij}^{(h)} = \langle h(p) | T \{ J_{i,qq'}^\mu(y) J_{j,q'q}^\nu(0) \} | h(p) \rangle, \quad (6)$$

$$\widetilde{M}_{q,ij}^{(h)} = \langle h(p) | T \{ J_{i,q'q}^\mu(y) J_{j,qq'}^\nu(0) \} | h(p) \rangle, \quad (7)$$

where q is the quark of interest. Basically, we are free to choose any quark flavor for q' . However, as we will see in Sec. III, it is advantageous to consider an (auxiliary) quark flavor that does not correspond to a valence quark of the considered hadron.

Considering approximately massless quarks, the matrix element on the l.h.s. of (6) can be evaluated at tree-level for $h = q$ by a straightforward calculation:

$$\begin{aligned} M_{q,ij}^{(q)}(\omega, y^2) &= \langle q(p) | \bar{q}(y) \Gamma_i^\mu \overline{q'}(y) \bar{q}'(0) \Gamma_j^\nu q(0) | q(p) \rangle \\ &= -\frac{ie^{i\omega}}{4\pi^2 y^4} \text{tr} \{ \Gamma_i \not{y} \Gamma_j \not{p} \}, \end{aligned} \quad (8)$$

and similar for the case of (7):

$$\begin{aligned} \widetilde{M}_{q,ij}^{(q)}(\omega, y^2) &= \langle q(p) | \bar{q}'(y) \Gamma_i^\mu q(y) \bar{q}(0) \Gamma_j^\nu q'(0) | q(p) \rangle \\ &= \frac{ie^{-i\omega}}{4\pi^2 y^4} \text{tr} \{ \Gamma_i \not{y} \Gamma_j \not{p} \}. \end{aligned} \quad (9)$$

At tree-level, there is no factorization scale and we will drop the corresponding argument μ of the PDF and the matching coefficients in the following.

In the context of this work, we consider the product of two vector currents or two axial vector currents, i.e. $(\Gamma_i, \Gamma_j) = (\Gamma_V^\mu, \Gamma_V^\nu)$, or $(\Gamma_i, \Gamma_j) = (\Gamma_A^\mu, \Gamma_A^\nu)$, respectively. In the end, we analyze the average of hadronic matrix elements of both types of operator combinations in order to suppress lattice artifacts as will be explained in Sec. III:

$$M_q^{(h)\mu\nu}(p, y) = \frac{1}{2} \left[M_{q,VV}^{(h)\mu\nu}(p, y) + M_{q,AA}^{(h)\mu\nu}(p, y) \right]. \quad (10)$$

In both cases, the traces in the expressions for the previously derived matching coefficients (8) and (9) for quarks give:

$$\begin{aligned} \text{tr} \{ \gamma^\mu \not{p} \gamma^\nu \not{p} \} &= \text{tr} \{ \gamma^\mu \gamma_5 \not{p} \gamma^\nu \gamma_5 \not{p} \} \\ &= 4 (p^\mu y^\nu + p^\nu y^\mu - g^{\mu\nu} \omega) . \end{aligned} \quad (11)$$

Hence, in order to extract the PDF from the matrix element (10), we have to project out the part that is proportional to $(p^\mu y^\nu + p^\nu y^\mu - g^{\mu\nu} \omega)$. To this end, we symmetrize $M^{\mu\nu}$ w.r.t. μ and ν , and decompose it in terms of Lorentz invariant functions and suitable basis tensors:

$$P_D^{\mu\nu}(p, y) := \frac{\omega (m^2 y^2 - \omega^2) g^{\mu\nu} + (m^2 y^2 + 2\omega^2) (p^\mu y^\nu + p^\nu y^\mu) - 3\omega m^2 y^\mu y^\nu - 3\omega y^2 p^\mu p^\nu}{2(\omega^2 - m^2 y^2)^2}, \quad (13)$$

so that

$$P_{D,\mu\nu}(p, y) M_q^{(h)\{\mu\nu\}}(p, y) = \frac{m^2}{y^4} D_q^h(\omega, y^2) \quad (14)$$

Applying the same projector to the trace (11) in the tree-level expression, we obtain:

$$\begin{aligned} P_{D,\mu\nu}(p, y) \text{tr} \{ \gamma^\mu \not{p} \gamma^\nu \not{p} \} \\ = P_{D,\mu\nu}(p, y) \text{tr} \{ \gamma^\mu \gamma_5 \not{p} \gamma^\nu \gamma_5 \not{p} \} = 4 . \end{aligned} \quad (15)$$

Combining the equations (8), (11), (14) and (15), we find:

$$\begin{aligned} m^2 D_q^h(\omega, y^2) &= y^4 P_{D,\mu\nu}(p, y) M_q^{(h)\{\mu\nu\}}(p, y) \\ &= y^4 \sigma_{q,P_D}^{(h)}(\omega, y^2) = -\frac{i}{\pi^2} \int dx f_q^h(x) e^{ix\omega} . \end{aligned} \quad (16)$$

Since the r.h.s. does not depend on y^2 , we expect the same to be true for the Lorentz invariant function $D_q^h(\omega, y^2)$, as long as we are in the kinematic region where our OPE approach is valid and assuming that higher-twist effects and higher-order corrections are negligible. Nevertheless, we will keep the argument y^2 for the moment, since a dependence on y^2 is considered technically in our analysis. In the end, we obtain the relation between the invariant function $D_q^h(\omega, y^2)$ and the desired PDF $f_q^h(x)$:

$$D_q^h(\omega, y^2) = -\frac{i}{\pi^2 m^2} \int dx f_q^h(x) e^{ix\omega} \quad (17)$$

In the following, we only consider the proton, i.e. $h = p$, and drop the corresponding superscripts for the matrix elements and invariant functions.

$$\begin{aligned} y^4 M_q^{(h)\{\mu\nu\}}(p, y) &= p^\mu p^\nu A_q^h(\omega, y^2) + \\ &+ m^2 g^{\mu\nu} B_q^h(\omega, y^2) + m^4 y^\mu y^\nu C_q^h(\omega, y^2) + \\ &+ m^2 (p^\mu y^\nu + p^\nu y^\mu - g^{\mu\nu} \omega) D_q^h(\omega, y^2) , \end{aligned} \quad (12)$$

where braces indicate normalized symmetrization, i.e. $M^{\{\mu\nu\}} = \frac{1}{2} [M^{\mu\nu} + M^{\nu\mu}]$. The purpose of the factor y^4 on the l.h.s. will become clear later. The desired information is encoded in the invariant function $D(\omega, y^2)$. It can be obtained by applying the following projector to the hadronic two-current matrix element:

III. LATTICE SIMULATION

The evaluation of the two-current matrix element in (6) and (7) requires the calculation of a four-point function. In this work, we re-use the data that has been already generated in the context of [27]. In the following, we give a brief overview of the corresponding lattice techniques.

A. Four-point functions and Wick contractions

A hadronic two-current matrix element can be evaluated directly on the lattice if the two currents are located at equal time. The unpolarized matrix element for the proton can be expressed in terms of four-point functions $C_{4\text{pt}}(t, \tau, \vec{y})$ in the limit of large time separations, where excited states are expected to be suppressed:

$$\langle p | J(\vec{y}) J(\vec{0}) | p \rangle = 2V E_{\vec{p}} \frac{C_{4\text{pt}}(t, \tau, \vec{y})}{C_{2\text{pt}}(t)} \Big|_{0 \ll \tau \ll t}, \quad (18)$$

where $E_{\vec{p}} := \sqrt{m^2 + \vec{p}^2}$ and V is the spatial lattice volume. The four-point function and two-point function are defined as:

$$\begin{aligned} C_{4\text{pt}}(t, \tau, \vec{y}) &:= a^6 \sum_{\vec{z}, \vec{z}'} e^{-i\vec{p}(\vec{z}' - \vec{z})} \times \\ &\times \left\langle \text{tr} \left\{ P_+ \mathcal{P}(\vec{z}', t) J_i(\vec{y}, \tau) J_j(\vec{0}, \tau) \overline{\mathcal{P}}(\vec{z}, 0) \right\} \right\rangle , \end{aligned} \quad (19)$$

$$\begin{aligned} C_{2\text{pt}}(t) &:= a^6 \sum_{\vec{z}, \vec{z}'} e^{-i\vec{p}(\vec{z}' - \vec{z})} \times \\ &\times \left\langle \text{tr} \left\{ P_+ \mathcal{P}(\vec{z}', t) \overline{\mathcal{P}}(\vec{z}, 0) \right\} \right\rangle , \end{aligned} \quad (20)$$

with the parity projector

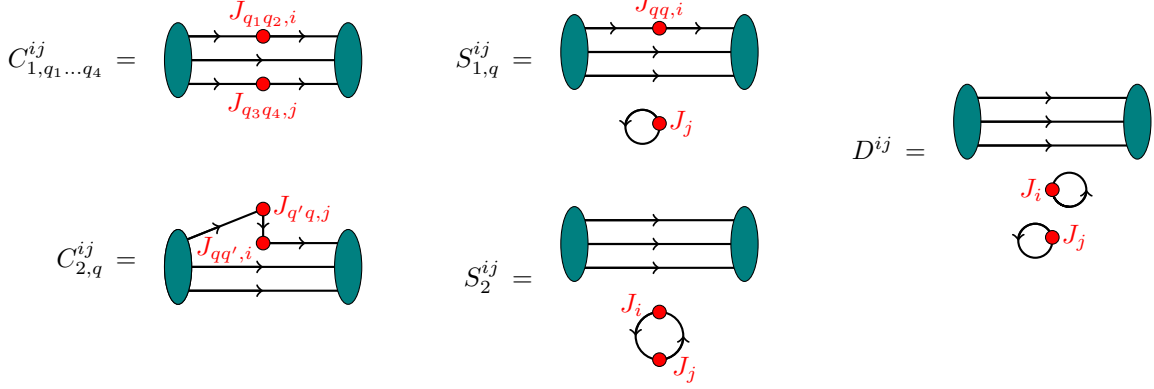


FIG. 1. All types of Wick contractions contributing to $C_{4\text{pt}}$. In the case of the flavor combination required in the context of this work, only the C_2 contraction has to be evaluated. For this graph, q indicates the quark flavor of the quark lines connected to the source and the sink.

$$P_+ := \frac{1}{2} (1 + \gamma_4) , \quad (21)$$

and the proton creation and annihilation operators

$$\begin{aligned} \bar{\mathcal{P}}(\vec{x}, t) &:= \epsilon_{abc} [\bar{u}_a(x) C \gamma_5 \bar{d}_b^T(x)] \bar{u}_c(x) \Big|_{x^4=t} , \\ \mathcal{P}(\vec{x}, t) &:= \epsilon_{abc} u_a(x) [u_b^T(x) C \gamma_5 d_c(x)] \Big|_{x^4=t} . \end{aligned} \quad (22)$$

The matrix elements are understood to be renormalized and converted to the $\overline{\text{MS}}$ -scheme for a scale $\mu = 2 \text{ GeV}$. Here we use the renormalization factors $Z_V = 0.7128$ and $Z_A = 0.7525$ [32].

The four-point function (19) decomposes into several Wick contractions. For the proton, there are in general five types, which are shown in Fig. 1. In [27], Sec. 3.2, explicit expressions for the contractions for all relevant flavor combinations have been given and the required evaluation methods have been discussed in detail. The exact contribution of Wick contractions depends on the quark flavors of the currents. In the case of the matrix elements (6) and (7), where we consider q to be a valence quark of the proton and q' *not* to be a valence quark, we find that there are only two types of Wick contractions contributing:

$$\begin{aligned} M_{q,ij}(p, y) &= C_{2q,ij}(p, y) + S_{2,ij}(p, y) \\ \widetilde{M}_{q,ij}(p, y) &= C_{2q,ji}(p, -y) + S_{2,ij}(p, y) . \end{aligned} \quad (23)$$

The situation simplifies drastically if we consider valence quark PDFs. In this case, we have to calculate the difference of M and \widetilde{M} , where the disconnected diagram drops out:

$$[M_{ij}(p, y) - \widetilde{M}_{ij}(p, y)] = 2i \text{Im} \{C_{2q,ij}(p, y)\} , \quad (24)$$

so that we obtain the relation:

$$\text{Im} \{D_q(\omega, y^2)\} = -\frac{1}{\pi^2 m^2} \int_0^1 dx f_{q,v}^p(x) \cos(x\omega) . \quad (25)$$

As a consequence of the number sum-rule for PDFs, we find for $\omega = 0$:

$$-\pi^2 m^2 \text{Im} \{D_q(0, y^2)\} = \int_0^1 dx f_{q,v}^p(x) = N_q , \quad (26)$$

where N_q is the number of valence quarks of flavor q in the nucleon. Thus, it is useful to define:

$$\widehat{D}_q(\omega) := -\frac{\pi^2 m^2}{N_q} D_q(\omega, y^2) . \quad (27)$$

B. Anisotropy reduction

As already discussed in [27], the C_2 contraction exhibits a strongly anisotropic behavior. This is mostly due to large lattice artifacts of the Wilson quark propagator $M_{\text{latt}}(y)$, and has been already investigated in [33]. Following the idea of [33], we implement a method to reduce lattice artifacts introduced by the quark propagator in the C_2 data.

First of all, we choose operator combinations where the chiral-odd part ($\propto \mathbb{1}$) of the propagator cancels exactly in leading order perturbation theory. In the continuum, the propagator is dominated by its chiral-even part ($\propto \not{y}$, for source-sink distance y), whereas the chiral-odd part is very small. This is different for the employed Wilson fermions due to the Wilson term, which suppresses the

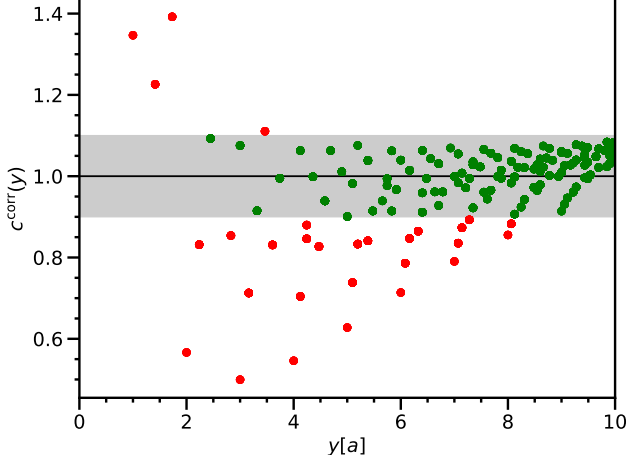


FIG. 2. Correction factor c^{corr} as a function of $y = |\vec{y}|$, where each data point corresponds to a distance vector \vec{y} . The gray band indicates a correction of at most 10%. Data points with larger corrections (red) are dropped. All other data points (green) are multiplied by $c^{\text{corr}}(y)$.

doublers. In this case, a suitable operator combination canceling the chiral-odd part is given by $VV + AA$, which justifies the choice of matrix elements in (10).

In order to deal with the anisotropy effects in the chiral-even part, we consider the quark propagator in the continuum $M_{\text{cont}}(y)$ and define a correction factor $c^{\text{corr}}(y)$ by:

$$\text{tr} \{ \not{y} M_{\text{cont}}(y) \} = c^{\text{corr}}(y) \text{tr} \{ M_{\text{latt}}(y) \}. \quad (28)$$

At tree-level, the correction factor can be expressed as:

$$c^{\text{corr}}(y) = -\frac{m^2}{\pi^2} \frac{K_2(m\sqrt{-y^2})}{\text{tr} \{ \not{y} M_{\text{latt}}^{\text{free}}(y) \}}, \quad (29)$$

where $M_{\text{latt}}^{\text{free}}$ is the free Wilson propagator and K_2 denotes the modified Bessel function. Figure 2 shows the values of c^{corr} for all data points in the plotted region of y . The jumps depend on the direction of \vec{y} and clearly indicate the anisotropy of the Wilson propagator.

For the subsequent analysis, we will keep only data points for which:

$$|c^{\text{corr}}(y) - 1| < 0.1, \quad (30)$$

which is indicated by the gray band in Fig. 2. The corresponding data points are colored green, the dropped data points red. Moreover, the remaining data points are multiplied by the correction factor:

$$C_{2,q}^{\text{corr}}(y) = c^{\text{corr}}(y) C_{2,q}(y). \quad (31)$$

C. Lattice setup

In our simulation we use a $32^3 \times 96$ ensemble with pseudoscalar masses $m_\pi = 355$ MeV and $m_K = 441$ MeV generated by the CLS collaboration [34]. It employs the tree-level improved Lüscher-Weisz gauge action and $n_f = 2+1$ Sheikholeslami-Wohlert fermions. The parameters of the ensemble are summarized in Table I. From this ensemble we use 990 configurations. Our approach requires data points within a wide range of ω and, at the same time, we have to keep the distance between the currents as small as possible in order to fulfill $y \ll \Lambda_{\text{QCD}}^{-1}$. Hence, we evaluate the four-point function for the relatively high lattice momenta $\vec{P} = (-2, -2, -2)$, $(2, 2, -2)$, $(2, -2, 2)$, $(-2, 2, 2)$, i.e. the absolute value of the physical momenta

$$\vec{p} = \frac{2\pi\vec{P}}{La} \quad (32)$$

is $|\vec{p}| \approx 1.57$ GeV. Moreover, we also employ $P = (0, 0, 0)$ and $P = (-1, -1, -1)$ for consistency checks. The quark sources and sinks are improved by using momentum smearing [35] with $n = 250$ smearing iterations. The nucleon mass is determined from the two-point function (20) to be $m_N = 1.1296(75)$ GeV.

In order to avoid artifacts due to the open boundary conditions in time direction, we place the nucleon source at $t_{\text{src}} = T/2$, where T is the lattice extension in time direction. The source-sink separation is chosen to be $t = t_{\text{sink}} - t_{\text{src}} = 12a$ for $\vec{p} = \vec{0}$ and $t = 10a$ for non-zero momentum. The C_2 contraction is evaluated for the insertion time $\tau = t_{\text{ins}} - t_{\text{src}} = t/2$, i.e. $\tau = 6a$ or $\tau = 5a$, depending on the momentum.

IV. RESULTS

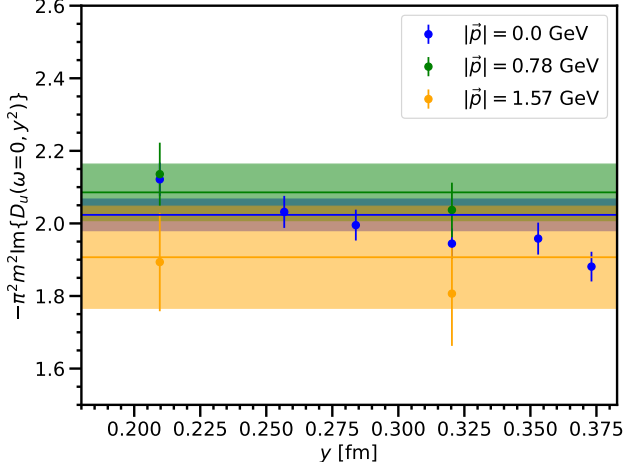
A. Lattice Data

As already mentioned, it was found in [27] that the C_2 contraction data exhibits strong anisotropy effects. In the previous section, we described a method to deal with this complication. In the following, we consider the results obtained from the C_2 data, which has been improved according to the discussion in Sec. III B. In order to obtain the desired Lorentz invariant functions, the system of equations given by (12) is solved numerically for each value of $|\vec{p}|$ taking into account all contributing nucleon momenta.

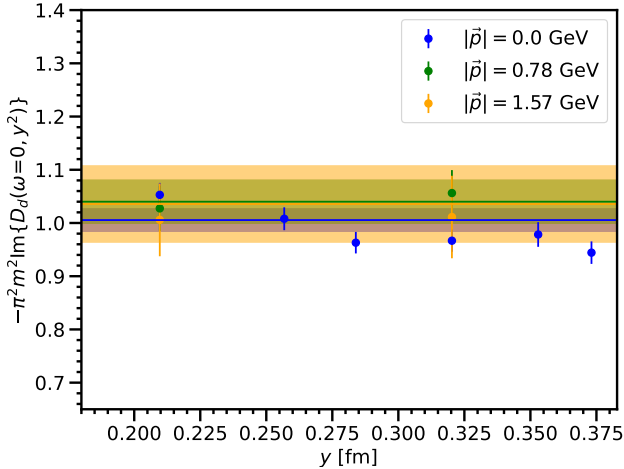
Figure 3 shows the data for the l.h.s. of (26) ($\omega = 0$) for flavor u (a) and d (b) as a function of the operator distance $y = |\vec{y}|$ for each $|\vec{p}|$. The data is plotted for $|\vec{y}| < 0.38$ fm ($|\vec{y}|/a < 4.5$). In this region, we find that the results are consistent with the number sum-rule (26) within the statistical error. For $\vec{p} = \vec{0}$, where the errors are smallest, we can observe that the values are slightly decreasing for increasing $|\vec{y}|$, which is in contrast to the

id	β	$a[\text{fm}]$	$L^3 \times T$	κ_l	κ_s	$m_\pi[\text{MeV}]$	$m_K[\text{MeV}]$	$m_\pi La$	configs
H102	3.4	0.0856	$32^3 \times 96$	0.136865	0.136549339	355	441	4.9	2037

TABLE I. Parameters of the employed gauge ensemble, which has been generated by the CLS collaboration [34]. In the present simulation, 990 configurations are used.



(a) D_u , y -dependence at $\omega = 0$



(b) D_d , y -dependence at $\omega = 0$

FIG. 3. y -dependence of D_q for quark flavor u (a) and d (b), where we compare contributions by momenta of absolute values $|\vec{p}| = 0$ (blue), $|\vec{p}| = 0.78$ GeV (green) and $|\vec{p}| = 1.57$ GeV (orange). The bands show the results obtained by a solution of the system of equations (12) where the y -dependence is neglected.

prediction given by (25). Let us recall that (25) was derived at leading order and leading twist only. Taking into account higher order corrections may help to improve the situation. This will be considered in future works.

For further analysis steps, we solve again the system of equations (12) taking into account all data points for $|\vec{y}| < 0.38$ fm and neglecting the dependence of the in-

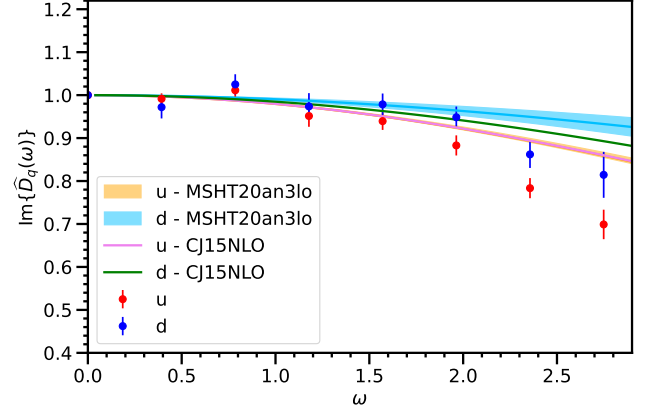


FIG. 4. Imaginary part of the Lorentz invariant function \hat{D} obtained from our lattice simulation for $|\vec{p}| = 1.57$ GeV. This is shown for the u -quark (red) and the d -quark (blue) as a function of $\omega = py$. We also show the corresponding results obtained from experiments [36] (purple: u , green: d) and [37] (orange: u , light blue: d).

variant functions on y^2 (we indicate this by omitting the corresponding argument of D). The corresponding results for $\omega = 0$ are represented by the bands in Fig. 3. Moreover, we calculate the normalized invariant function \hat{D}_q defined in (27) by evaluating the ratio

$$\hat{D}_q(\omega) = \frac{D_q(\omega)}{\text{Im}\{D_q(0)\}}. \quad (33)$$

The correlation between numerator and the denominator, leads to smaller statistical errors on \hat{D}_q compared to the non-normalized quantities D_q .

The corresponding result is plotted as a function of ω in Fig. 4 for both quark flavors. In this figure, we also compare with results obtained from selected experimental data: This includes the datasets [36]¹, where the corresponding analysis is in particular optimized for the large x region, which we are interested in. Moreover, we compare with the datasets [37], which represents an example of a recent analysis. Both datasets are evolved to an evolution scale of $\mu = 2$ GeV. The curves shown in the plot are obtained by inverting the Fourier transform in

¹ The error bands for these datasets are not shown

(25). Comparing with our lattice results, we can observe discrepancies for larger values of ω starting at $\omega = 2$. Especially for quark flavor u , these differences tend to be large. Notice that data points for large values of ω correspond to large values of $|\vec{y}|$. Taking into account higher order corrections might reduce the differences. Another potential source of discrepancies are higher-twist contributions, which have been neglected in the derivation of the factorization formula (3).

B. Extraction of PDFs

The invariant functions $\hat{D}_q(\omega)$ are directly related to the PDFs $f_q^p(x)$ according to equation (25). In order to obtain results for the PDFs themselves, we consider the following ansatz:

$$\frac{f_q^p(x)}{N_q} = N(\alpha, \beta, \rho, \gamma) x^\alpha (1-x)^\beta (1 + \rho\sqrt{x} + \gamma x),$$

$$N(\alpha, \beta, \rho, \gamma) := [B(1 + \beta, 1 + \alpha) + \rho B(1 + \beta, \frac{3}{2} + \alpha) + \gamma B(1 + \beta, 2 + \alpha)], \quad (34)$$

where N_q is the number of quarks q in the nucleon and B is the Euler beta function. Our normalization is chosen so that the integral over x equals 1 by definition. The ansatz (34) is inserted into (25) yielding a function that can be used to fit the lattice data for $\text{Im}\{\hat{D}_q\}$, where α , β , ρ and γ have to be determined. The range of accessible data points w.r.t. ω only allows us to perform a two-parameter fit. Hence, we treat α and β as free fit parameters with the phenomenologically motivated bounds:

$$-1 < \alpha < 0, \quad 0 < \beta. \quad (35)$$

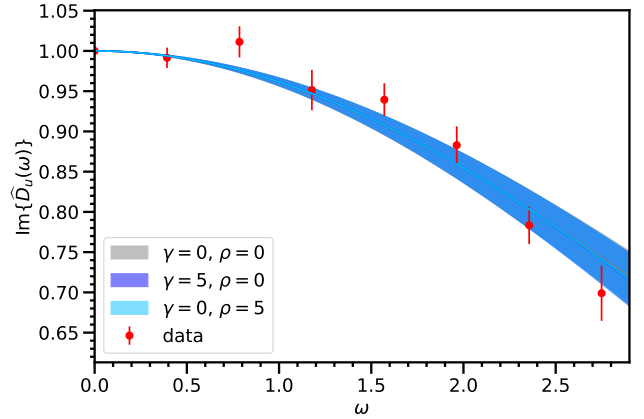
The fits are performed for several fixed values for ρ and γ considering either ρ or γ to be zero and $\gamma, \rho < 10$. It turns out that the parameter α , which determines the small- x behavior, always tends to be zero. Since the small- x region is likely to be governed by input from the region of large ω , where we don't have any data points, we will exclude the results for α from our discussion. The results for β and the corresponding χ^2/dof for selected combinations of γ and ρ are compiled in Table II.

In Fig. 5 we show the fit curves compared to the data points for flavor u (a) and flavor d (b). It turns out that there are almost no visible differences between the different combinations of γ and ρ . This observation is in agreement with the fact that the value of χ^2/dof varies only marginally between the considered fits for a given channel. Although there is a slight preference for larger values of γ or ρ , the results obtained for different combinations of γ and ρ serve as input to estimate the systematic uncertainties introduced by the limitation in ω rather than using them to fine tune the fit.

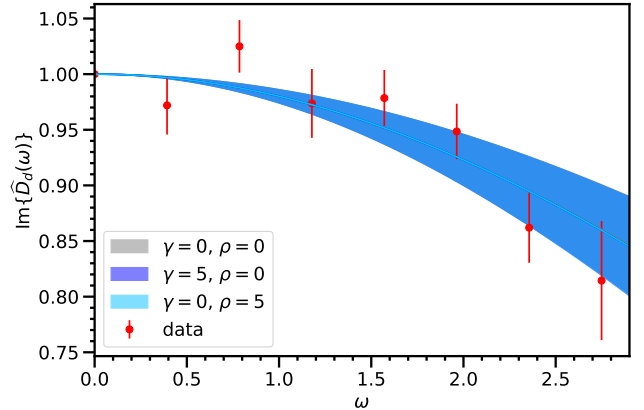
Let us finally have a look at the result for the x -dependence of the PDFs, which we obtain by inserting

flavor	γ	ρ	β	χ^2/dof
u	0	0	2.56(33)	1.87
	5	0	3.86(40)	1.80
	0	5	3.49(40)	1.81
d	0	0	4.5(1.1)	1.45
	5	0	6.2(1.3)	1.43
	0	5	5.9(1.3)	1.43

TABLE II. Fit results for the parameter β and the χ^2/dof for all flavors and selected combinations of γ and ρ .



(a) $\text{Im}\{\hat{D}_u(\omega)\}$, fit comparison



(b) $\text{Im}\{\hat{D}_d(\omega)\}$, fit comparison

FIG. 5. Fit results for $\text{Im}\{\hat{D}_q(\omega)\}$ for quark flavor u (a) and d (b) using the fit ansatz derived from (25) and (34).

the results for the fit parameters in the ansatz (34). This is plotted in Fig. 6 for $f_{u,v}^p$ (a) and $f_{d,v}^p$ (b). It is observed that the results for different choices of γ or ρ are consistent within the error for large values of x . For smaller x , differences become larger, especially in the region $x < 0.1$, which is a consequence of the limitation of the ω region. We observe that the curves for the d -quark

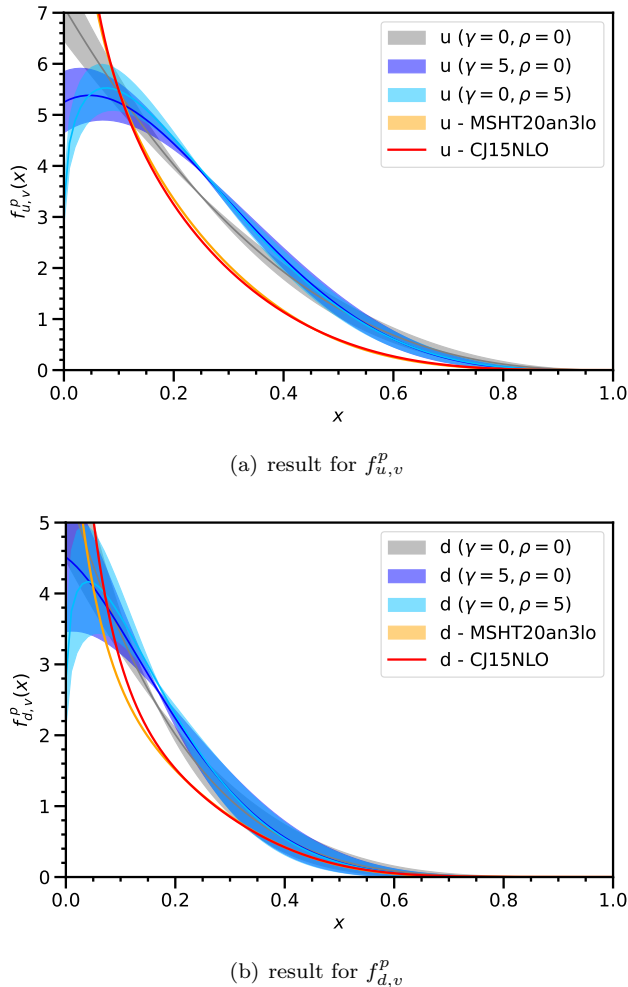


FIG. 6. Results for the proton PDFs $f_{u,v}^p$ (a) and $f_{d,v}^p$ (b) plotted as a function of the quark momentum fraction x for two different fits. The results are compared to experimental data (red and orange) [36, 37] for an evolution scale of $\mu = 2$ GeV.

go faster to zero than those for the u -quark, which is a consequence arising from a consistently larger value of β for the d -quark, see Table II. A faster decrease in the case of the d -quark is also a well known result in PDF phenomenology.

In Fig. 6 we also compare with experimental data for the valence quark distributions [36, 37] (red and orange), which are evolved to an evolution scale of $\mu = 2$ GeV. Discrepancies between the lattice results and the experimental data are present for both flavors. Whereas they are moderate for the d -quark (agreement within the statistical error in a wide range of x), the differences are more pronounced in the case of the u -quark. Notice that larger differences to the experimental results for the u -quark have been already observed on the level of the function \hat{D} in ω -space, see Fig. 4.

The discrepancies between lattice results and experimental data can have several sources. First of all, our calculation of the matching coefficients was carried out at leading order perturbation theory. The slight y -dependence observed in the data for $\vec{p} = \vec{0}$ (see Fig. 3) may be a hint to higher order contributions. However, for $\vec{p} \neq \vec{0}$, where the statistical errors are larger, these effects are likely to play only a minor role. Another source is given by higher twist contributions, which are not contained in our ansatz. In analogue calculations for the pion by [23, 24], a heavy intermediate quark was used in order to mitigate their effects. In our present simulation, all quarks have the same (light) mass.

The systematic uncertainty of our analysis is to a large extent governed by the restriction of the accessible ω -range. In particular, this affects our results obtained for the small x -region. The limitation of the accessible ω -region results from the restriction of the operator distance in order to keep higher twist contributions small. Again, understanding the effect of higher twist contributions might help to improve the situation. On the other hand, the accessible ω -range can be increased by larger nucleon momenta. Moreover, we want to emphasize that our analysis is carried out only for one lattice spacing and unphysical quark masses. The impact of discretization errors and a potential dependence on the quark masses still has to be investigated.

V. CONCLUSIONS

We adapted the LCS framework developed in [22] to the case of valence quark PDFs in the nucleon. The corresponding two-current matrix elements can be evaluated on the lattice for purely spatial current separations. In the present study we reuse the four-point functions produced in the context of another project [27]. For valence quark PDFs, only the data for the C_2 contraction is needed. Lattice artifacts have been reduced by considering a suitable combination of currents as well as a simple tree-level improvement of the Wilson propagator.

From the two-current matrix element, we extracted the Lorentz invariant function D_q for the quark flavors u and d , which, at leading order, is the Fourier transform of the PDF. The data for $\omega = 0$ was observed to be consistent with the quark number sum rule. The results we obtained for the normalized invariant function \hat{D}_q agrees very well with the experimental data up to $\omega = 2$. Beyond that point, deviations start to be visible, which are stronger in the u -quark case. In order to extract the x -dependence of PDFs, we use a conventional ansatz for the functional form of PDFs, see (34). Its Fourier transform serves as ansatz to perform a fit to our lattice data. We performed several fits varying the fixed values of the parameters ρ and γ . The corresponding values for χ^2/dof are comparable. From these fits we obtain results for the x -dependence of the valence quark PDFs with reasonable statistical error. We observe that for in-

creasing x , the corresponding curve for the down-quark approaches zero faster than in the case of the up-quark, which is in agreement with PDF phenomenology. Direct comparisons with experimental PDF data reveal differences. These are moderate in the case of the d -quark, whereas they are more pronounced for the u -quark PDF.

There is room for several improvements. For instance, the perturbative determination of the matching coefficient can be extended by including next-to-leading order contributions. Furthermore, it is advisable to understand the role of higher twist contributions, which have been neglected so far. Moreover, considering simulations with higher nucleon momenta would increase the accessible ω -range. The limitation there is the main source for systematic uncertainties of our PDF results in the small- x region. Higher momenta would also be of interest in the context of the DPD project, within which our four-point functions have been generated. Moreover, we have

to investigate potential discretization errors and effects caused by the unphysical quark masses employed in the current analysis. Simulations for further ensembles closer to the physical point are currently in progress.

ACKNOWLEDGMENTS

We gratefully thank Markus Diehl, Gunnar Bali, and Raza Sabbir Sufian for fruitful discussions. Moreover, we thankfully acknowledge the effort by the CLS collaboration of generating the $n_f = 2 + 1$ gauge ensembles. The lattice simulations have been performed on the SFB TRR55 QPACE3. The project leading to this publication received funding from the Excellence Initiative of Aix-Marseille University - A*MIDEX, a French “Investissements d’Avenir” programme, AMX-18-ACE-005. Our DPD effort is supported by DFG grant SCHA 458/23.

-
- [1] H.-W. Lin *et al.*, Parton distributions and lattice QCD calculations: a community white paper, *Prog. Part. Nucl. Phys.* **100**, 107 (2018), [arXiv:1711.07916 \[hep-ph\]](#).
 - [2] M. Constantinou *et al.*, Parton distributions and lattice-QCD calculations: Toward 3D structure, *Prog. Part. Nucl. Phys.* **121**, 103908 (2021), [arXiv:2006.08636 \[hep-ph\]](#).
 - [3] F. Gross *et al.*, 50 Years of Quantum Chromodynamics, *Eur. Phys. J. C* **83**, 1125 (2023), [arXiv:2212.11107 \[hep-ph\]](#).
 - [4] X. Ji, Parton Physics on a Euclidean Lattice, *Phys. Rev. Lett.* **110**, 262002 (2013), [arXiv:1305.1539 \[hep-ph\]](#).
 - [5] A. Radyushkin, Nonperturbative Evolution of Parton Quasi-Distributions, *Phys. Lett. B* **767**, 314 (2017), [arXiv:1612.05170 \[hep-ph\]](#).
 - [6] A. J. Chambers, R. Horsley, Y. Nakamura, H. Perlt, P. E. L. Rakow, G. Schierholz, A. Schiller, K. Somfleth, R. D. Young, and J. M. Zanotti, Nucleon Structure Functions from Operator Product Expansion on the Lattice, *Phys. Rev. Lett.* **118**, 242001 (2017), [arXiv:1703.01153 \[hep-lat\]](#).
 - [7] W. Detmold and C. J. D. Lin, Deep-inelastic scattering and the operator product expansion in lattice QCD, *Phys. Rev. D* **73**, 014501 (2006), [arXiv:hep-lat/0507007](#).
 - [8] V. Braun and D. Müller, Exclusive processes in position space and the pion distribution amplitude, *Eur. Phys. J. C* **55**, 349 (2008), [arXiv:0709.1348 \[hep-ph\]](#).
 - [9] J. Delmar, C. Alexandrou, K. Cichy, M. Constantinou, and K. Hadjiyiannakou, Gluon PDF of the proton using twisted mass fermions, *Phys. Rev. D* **108**, 094515 (2023), [arXiv:2310.01389 \[hep-lat\]](#).
 - [10] C. Alexandrou, M. Constantinou, K. Hadjiyiannakou, K. Jansen, and F. Manigrasso, Flavor decomposition of the nucleon unpolarized, helicity, and transversity parton distribution functions from lattice QCD simulations, *Phys. Rev. D* **104**, 054503 (2021), [arXiv:2106.16065 \[hep-lat\]](#).
 - [11] M. Bhat, W. Chomicki, K. Cichy, M. Constantinou, J. R. Green, and A. Scapellato, Continuum limit of parton distribution functions from the pseudodistribution approach on the lattice, *Phys. Rev. D* **106**, 054504 (2022), [arXiv:2205.07585 \[hep-lat\]](#).
 - [12] K. Cichy, Overview of lattice calculations of the x -dependence of PDFs, GPDs and TMDs, *EPJ Web Conf.* **258**, 01005 (2022), [arXiv:2111.04552 \[hep-lat\]](#).
 - [13] X. Gao, A. D. Hanlon, J. Holligan, N. Karthik, S. Mukherjee, P. Petreczky, S. Syritsyn, and Y. Zhao, Unpolarized proton PDF at NNLO from lattice QCD with physical quark masses, *Phys. Rev. D* **107**, 074509 (2023), [arXiv:2212.12569 \[hep-lat\]](#).
 - [14] X. Gao, A. D. Hanlon, S. Mukherjee, P. Petreczky, Q. Shi, S. Syritsyn, and Y. Zhao, Transversity PDFs of the proton from lattice QCD with physical quark masses, (2023), [arXiv:2310.19047 \[hep-lat\]](#).
 - [15] R. G. Edwards *et al.* (HadStruc), Non-singlet quark helicity PDFs of the nucleon from pseudo-distributions, *JHEP* **03**, 086, [arXiv:2211.04434 \[hep-lat\]](#).
 - [16] C. Egerer, R. G. Edwards, C. Kallidonis, K. Orginos, A. V. Radyushkin, D. G. Richards, E. Romero, and S. Zafeiropoulos (HadStruc), Towards high-precision parton distributions from lattice QCD via distillation, *JHEP* **11**, 148, [arXiv:2107.05199 \[hep-lat\]](#).
 - [17] F. Yao *et al.* (Lattice Parton), Nucleon Transversity Distribution in the Continuum and Physical Mass Limit from Lattice QCD, *Phys. Rev. Lett.* **131**, 261901 (2023), [arXiv:2208.08008 \[hep-lat\]](#).
 - [18] J. Bringewatt, N. Sato, W. Melnitchouk, J.-W. Qiu, F. Steffens, and M. Constantinou, Confronting lattice parton distributions with global QCD analysis, *Phys. Rev. D* **103**, 016003 (2021), [arXiv:2010.00548 \[hep-ph\]](#).
 - [19] P. C. Barry *et al.* (Jefferson Lab Angular Momentum (JAM), HadStruc), Complementarity of experimental and lattice QCD data on pion parton distributions, *Phys. Rev. D* **105**, 114051 (2022), [arXiv:2204.00543 \[hep-ph\]](#).
 - [20] M. Constantinou, The x -dependence of hadronic parton distributions: A review on the progress of lattice QCD, *Eur. Phys. J. A* **57**, 77 (2021), [arXiv:2010.02445 \[hep-lat\]](#).
 - [21] Y.-Q. Ma and J.-W. Qiu, Extracting Parton Distribution

- Functions from Lattice QCD Calculations, *Phys. Rev. D* **98**, 074021 (2018), [arXiv:1404.6860 \[hep-ph\]](#).
- [22] Y.-Q. Ma and J.-W. Qiu, Exploring Partonic Structure of Hadrons Using ab initio Lattice QCD Calculations, *Phys. Rev. Lett.* **120**, 022003 (2018), [arXiv:1709.03018 \[hep-ph\]](#).
- [23] R. S. Sufian, J. Karpie, C. Egerer, K. Orginos, J.-W. Qiu, and D. G. Richards, Pion Valence Quark Distribution from Matrix Element Calculated in Lattice QCD, *Phys. Rev. D* **99**, 074507 (2019), [arXiv:1901.03921 \[hep-lat\]](#).
- [24] R. S. Sufian, C. Egerer, J. Karpie, R. G. Edwards, B. Joó, Y.-Q. Ma, K. Orginos, J.-W. Qiu, and D. G. Richards, Pion Valence Quark Distribution from Current-Current Correlation in Lattice QCD, *Phys. Rev. D* **102**, 054508 (2020), [arXiv:2001.04960 \[hep-lat\]](#).
- [25] M. Diehl, D. Ostermeier, and A. Schäfer, Elements of a theory for multiparton interactions in QCD, *JHEP* **03**, 089, [Erratum: *JHEP* 03, 001 (2016)], [arXiv:1111.0910 \[hep-ph\]](#).
- [26] G. S. Bali, L. Castagnini, M. Diehl, J. R. Gaunt, B. Gläsel, A. Schäfer, and C. Zimmermann, Double parton distributions in the pion from lattice QCD, *JHEP* **02**, 067, [arXiv:2006.14826 \[hep-lat\]](#).
- [27] G. S. Bali, M. Diehl, B. Gläsel, A. Schäfer, and C. Zimmermann, Double parton distributions in the nucleon from lattice QCD, *JHEP* **09**, 106, [arXiv:2106.03451 \[hep-lat\]](#).
- [28] D. Reitering, C. Zimmermann, M. Diehl, and A. Schäfer, Double parton distributions with flavor interference from lattice QCD, (2024), [arXiv:2401.14855 \[hep-lat\]](#).
- [29] S. Bürger, T. Wurm, M. Löffler, M. Göckeler, G. Bali, S. Collins, A. Schäfer, and A. Sternbeck (RQCD), Lattice results for the longitudinal spin structure and color forces on quarks in a nucleon, *Phys. Rev. D* **105**, 054504 (2022), [arXiv:2111.08306 \[hep-lat\]](#).
- [30] G. S. Bali, S. Collins, S. Heybrock, M. Löffler, R. Rödl, W. Söldner, and S. Weishäupl (RQCD), Octet baryon isovector charges from $N_f=2+1$ lattice QCD, *Phys. Rev. D* **108**, 034512 (2023), [arXiv:2305.04717 \[hep-lat\]](#).
- [31] X. Ji, Y.-S. Liu, Y. Liu, J.-H. Zhang, and Y. Zhao, Large-momentum effective theory, *Rev. Mod. Phys.* **93**, 035005 (2021), [arXiv:2004.03543 \[hep-ph\]](#).
- [32] G. S. Bali *et al.* (RQCD), Nonperturbative Renormalization in Lattice QCD with three Flavors of Clover Fermions: Using Periodic and Open Boundary Conditions, *Phys. Rev. D* **103**, 094511 (2021), [Erratum: *Phys.Rev.D* 107, 039901 (2023)], [arXiv:2012.06284 \[hep-lat\]](#).
- [33] G. S. Bali, V. M. Braun, B. Gläsel, M. Göckeler, M. Gruber, F. Hutzler, P. Korcyl, A. Schäfer, P. Wein, and J.-H. Zhang, Pion distribution amplitude from Euclidean correlation functions: Exploring universality and higher-twist effects, *Phys. Rev. D* **98**, 094507 (2018), [arXiv:1807.06671 \[hep-lat\]](#).
- [34] M. Bruno *et al.*, Simulation of QCD with $N_f = 2 + 1$ flavors of non-perturbatively improved Wilson fermions, *JHEP* **02**, 043, [arXiv:1411.3982 \[hep-lat\]](#).
- [35] G. S. Bali, B. Lang, B. U. Musch, and A. Schäfer, Novel quark smearing for hadrons with high momenta in lattice QCD, *Phys. Rev. D* **93**, 094515 (2016), [arXiv:1602.05525 \[hep-lat\]](#).
- [36] A. Accardi, L. T. Brady, W. Melnitchouk, J. F. Owens, and N. Sato, Constraints on large- x parton distributions from new weak boson production and deep-inelastic scattering data, *Phys. Rev. D* **93**, 114017 (2016), [arXiv:1602.03154 \[hep-ph\]](#).
- [37] J. McGowan, T. Cridge, L. A. Harland-Lang, and R. S. Thorne, Approximate N^3 LO parton distribution functions with theoretical uncertainties: MSHT20a N^3 LO PDFs, *Eur. Phys. J. C* **83**, 185 (2023), [Erratum: *Eur.Phys.J.C* 83, 302 (2023)], [arXiv:2207.04739 \[hep-ph\]](#).